

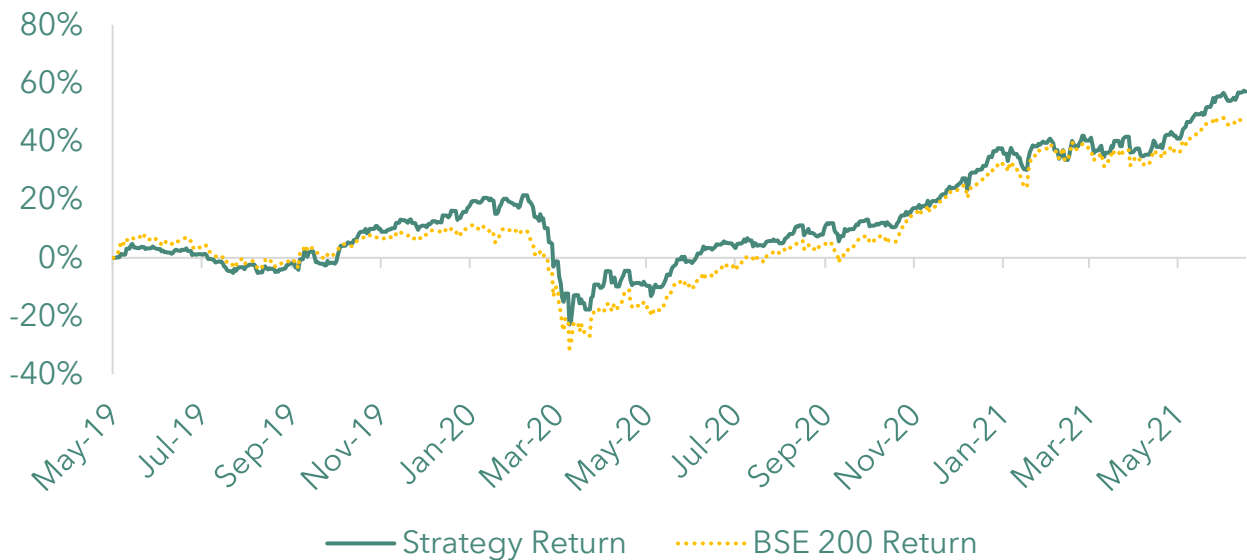


CARNELIAN COMPOUNDER STRATEGY

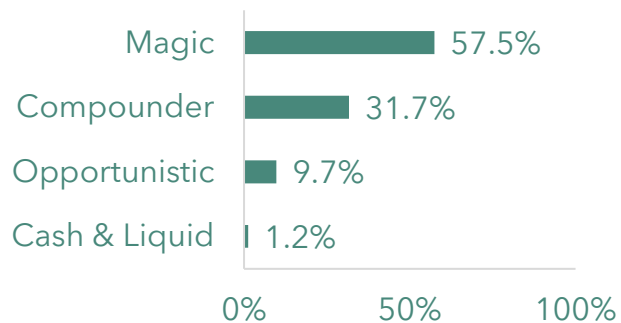
JULY, 2021

Capital Compounder Strategy portfolio attributes

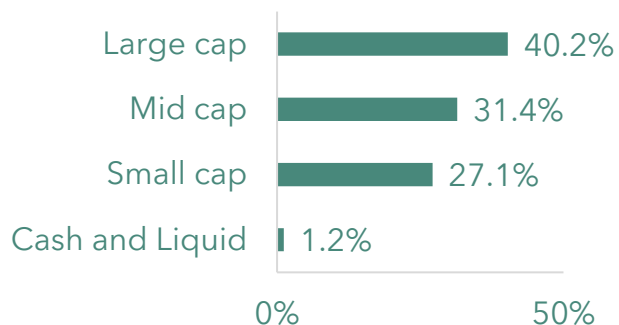
Performance chart since inception



Basket Allocation



Market cap allocation



Cumulative Performance (%)

Return	1M	3M	Inception CAGR	Inception Absolute
Strategy	4.8%	14.0%	23.7%	57.1%
BSE 200	1.4%	8.5%	19.6%	46.4%

Above mentioned returns are at strategy level and post expenses. Individual returns may vary.

Portfolio Fundamentals

Portfolio ROE FY23E	24%
Portfolio Earning CAGR (FY21-23)	30%
Portfolio PE FY23E	27X
Portfolio Beta	0.84
Sharpe Ratio	1.03
PEG Ratio	0.9
Positive alpha / total month	75%
Max. Drawdown from inception	-23%
Max. Drawdown from peak	-38%

Size	% Deployed	Average Market Cap*
Large cap	40.2%	47,644
Mid cap	31.4%	4,403
Small cap	27.1%	588
Cash and Liquid	1.2%	-
Total	100%	20,716

* Market cap is in USD mn.